



The world leader in birch plywood production







SVEZA Color Stone Grey

SVEZA Color Light Grey

Specially designed
for applications where different
grey color ranges are needed

SVEZA Color Stone Grey, SVEZA Color Light Grey is a high quality film faced plywood of grey color. The product comes with two surface options: F/F (both side smooth) and F/W (smooth/wiremesh).

Applications

-  Boats (floor boards, transoms, benches)
-  Commercial vehicles (body and flooring in trucks and trailers)
-  Floors, stages, racks
-  Playgrounds and athletic fields
-  Interior panels
-  Shuttering boards

Key benefits

-  100% birch veneer
-  Exact color to meet market needs
-  High UV-stability
-  Water resistance
-  Wear resistance
-  Anti-slip protection (F/W)

Technical specifications

Standard sizes, length x width, mm (ft)	1200/1220/1250x2400/2440/2500 (4x8) 1500/1525x3000/3050 (5x10)
Thickness, mm	6-21 (thickness up to 40 mm available upon client request)
Surface type	smooth/smooth (F/F), smooth/wiremesh (F/W)
Surface color	stone grey/light grey
Film density	stone grey (174 g/m ²), light grey (220 g/m ²)
Formaldehyde emission class	E1
Waterproofness	high
Density, kg/m ³	640-700
Moisture content, %	5-14
Edge sealing	grey painted/unpainted
Produced under STO 00255177-002-2014 "Film-faced birch plywood."*	

Strength specifications

Subject	Thickness, mm	Index
Static bending strength, N/mm ² , not less		
along the outer layer grain	9-21	60
across the outer layer grain		30
Strength in tension along the grain, N/mm ² , not less	6-8	30
Modulus of elasticity in static bending, N/mm ² , not less		
along the grain	9-21	6000
across the grain		3000

Tolerances

Nominal thickness, mm	Number of plies	Sanded plywood		Unsanded plywood	
		Tolerance, mm	Max difference in measurements, mm	Tolerance, mm	Max difference in measurements, mm
6	5	+0,4; -0,5	0,6	+0,9; -0,4	1,0
6,5	5	+0,4; -0,5			
8	6/7	+0,4; -0,5			
9	7	+0,4; -0,6			
10	7/8	+0,5; -0,6			
12	9	+0,5; -0,7			
15	11	+0,6; -0,8			
18	13	+0,7; -0,9			
21	15	0,0; -1,1			

Number of sheets and crate volume

Length or width of plywood sheets, mm	Crate height, mm	
	400	600
6	65	100
6,5	62	92
8	50	75
9	44	67
10	40	60
12	33	50
15	26	40
18	22	33
21	19	29

Transport loading capacity

Size, ft	Crate height, mm	Container		Truck		Railcar (138 m ³)	
		Quantity of crates	Volume, m ³	Quantity of crates	Volume, m ³	Quantity of crates	Volume, m ³
4x8x4 (1250x2500x1250 mm) Film Faced Plywood	400	28-29	35-36,5	23-24	29-30	60-74	75-92
	600	—	—	16	30	45	84
4x8x4 (1220x2440x1220 mm) Film Faced Plywood	400	29-30	35-36	24	29	60-74	71-88
	600	—	—	16	29	45	80
5x10	400	19	35	16	30	34	60
	600	—	—	11	30	—	—

Size tolerances

Length or width of plywood sheets, mm	Tolerance, mm
1220, 1250	±3,0
1500, 1525	±4,0
2440, 2500	±4,0
3000, 3050	±5,0



* For STO 00255177-002-2014 visit «Products» section on www.sveza.com